


No. 10 (2014)

ARHEOLOGIJA I PRISTUP ARCHAEOLOGY AND ACCESS



ARHEOLOGIJA I
PRIRODNE NAUKE

ARCHAEOLOGY
AND SCIENCE

Center for New Technology
Institute of Archaeology Belgrade

ARCHAEOLOGY
AND SCIENCE
10
2014

Belgrade 2015

Centar za nove tehnologije
Arheološki institut Beograd

ARHEOLOGIJA I
PRIRODNE NAUKE
10
2014

Beograd 2015.

Published:
Center for New Technology Viminacium
Institute of Archaeology Belgrade
Kneza Mihaila 35/IV
11000 Belgrade, Serbia
e-mail: cnt@mi.sanu.ac.rs
Tel. +381 11 2637191

For the publishers:
Miomir Korać
Vladimir Miletić

Editor-in-chief:
Miomir Korać

Editorial Board:

Roksana Chowanec, University of Warsaw, Institute of Archaeology, Warsaw
Gianfranco Cicognani, Central European Initiative (CEI-ES), Trieste
Rosemarie Cordie, Archäologiepark Belgium
Eric De Sena, John Cabot University, Rome
Snežana Golubović, Institute of Archaeology, Belgrade
Natalia Goncharova, Lomonosov Moscow State University, Moscow
Gisela Grupe, Ludwig-Maximilians-Universität, München
Michaela Harbeck, Staatssammlung für Anthropologie und Paläoanatomie, München
Lanfranco Masotti, Università di Bologna, Bologna
Žarko Mijailović, University of Belgrade, Faculty of Mathematics, Belgrade
Živko Mikić, University of Belgrade, Faculty of Philosophy, Belgrade
Milan Milosavljević, University of Belgrade, Faculty of Electrical Engineering, Belgrade
Dragan Milovanović, University of Belgrade, Faculty of Mining and Geology, Belgrade
Zoran Obradović, Temple University, Philadelphia
Zoran Ognjanović, Mathematical Institute, Belgrade
Marco Pacetti, Università Politecnica delle Marche, Ancona
Slaviša Perić, Institute of Archaeology, Belgrade
Milica Tapavički-Ilić, Institute of Archaeology, Belgrade
Dejan Vučković, University of Belgrade, Faculty of Mining and Geology, Belgrade
Zsolt Zolnai, University of Wisconsin - Madison, Madison
Olivera Ilić (secretary), Institute of Archaeology, Belgrade

Translation:
Milica Tapavički-Ilić

Lecturer:
Dave Calcutt

Graphic design:
Nemanja Mrđić

Print:
Digital Art Company Beograd

Printed in:
500 copies

ISSN 1452-7448

Izdavači:
Centar za nove tehnologije Viminacium
Arheološki institut Beograd
Kneza Mihaila 35/IV
11000 Beograd, Srbija
e-mail: cnt@mi.sanu.ac.rs
Tel. +381 11 2637191

Za izdavače:
Miomir Korać
Slaviša Perić

Urednik:
Miomir Korać

Uređivački odbor:
Danfranko Čikonjani, Centralnoevropska inicijativa (CEI-ES), Trst
Roksana Hovanjec, Univerzitet u Varšavi, Arheološki institut, Varšava
Erik De Sena, Džon Kabot Univerzitet, Rim
Snežana Golubović, Arheološki institut, Beograd
Natalija Gončarova, Moskovski Državni Univerzitet Lomonosov, Moskva
Gizela Grupe, Ludvig-Maksimilians-Univerzitet, Minhen
Mihaela Harbek, Zbirka za antropologiju i paleoanatomiju, Minhen
Rozmari Kordi, Arheološki park Belginum
Lanfranko Masoti, Univerzitet u Bolonji, Bolonja
Žarko Mijailović, Univerzitet u Beogradu, Matematički fakultet, Beograd
Živko Mikić, Univerzitet u Beogradu, Filozofski fakultet, Beograd
Milan Milosavljević, Univerzitet u Beogradu, Elektrotehnički fakultet, Beograd
Dragan Milovanović, Univerzitet u Beogradu, Rudarsko-geološki fakultet, Beograd
Zoran Obradović, Univerzitet Templ, Filadelfija
Zoran Ognjanović, Matematički institut, Beograd
Marko Paćeti, Politehnički univerzitet Marke, Ankona
Slaviša Perić, Arheološki institut, Beograd
Milica Tapavički-Ilić, Arheološki institut, Beograd
Dejan Vučković, Univerzitet u Beogradu, Rudarsko-geološki fakultet, Beograd
Zolt Zolnaj, Univerzitet u Viskonsinu - Medison, Medison
Olivera Ilić (sekretar), Arheološki institut, Beograd

Prevod:
Milica Tapavički-Ilić

Lektor:
Dejv Kalkat

Dizajn i tehničko uređenje:
Nemanja Mrđić

Štampa:
Digital Art Company Beograd

Tiraž:
500 primeraka

ISSN 1452-7448

SADRŽAJ - CONTENTS

RASPRAVE I MULTIDISCIPLINARNI PRILOZI TREATISES AND MULTIDISCIPLINARY CONTRIBUTIONS

Giovanna Marrese Patrizia Tucci Angelina Raičković Savić	Roman pottery from Viminacium (Serbia, 2nd-3rd centuries AD): compositional characteristics, production and technological aspects.....9
Milica Tapavički-Ilić Ljubiša Vasiljević Sanja Rutić	The Archaeological Sites of Ukosa and Kućište in Grad Stalać.....45
Magdalena Cyankiewicz Dariusz Rozmus Joanna Tokaj	To Discover a Hoard... and what next? Our Experiences Connected with the Study, Presentation and Popularization of the Find.....57
Emilija Nikolić Dragana Rogić Bebina Milovanović	The Role of Brick in Hydraulicity of Viminacium Mortars: Decorative Mortars from the Thermae.....71
Mirko Petković Vesna Cvetkov Branislav Sretenović	Advantages and Disadvantages of a Parallel and Zigzag Method of Acquisition in Walking Mode in Magnetometric Archaeological Research.....93
Christy Emilio Ioannidou	Diving in Ancient Greece During the Late Archaic and Classical Period (6th-4th century BC).....111
Manousos Kambouris Antonis Aliades George Hliopoulos Spyros Bakas	Drill and Tactics of Epameinondas's Theban Phalanx in the Second Battle of Mantinea 362 BC.....121
Richard Vallance Janke	An Archaeologist's Translation of Pylos Tablet TA 641-1952 (Ventris), with an Introduction to Supersyllabograms in the Vessels and Pottery Sector in Mycenaean Linear B.....133
Snežana Golubović Živko Mikić	Results of Archaeological-Antropological Studies of Mass Burials in Viminacium – Grave in the Shape of a Well in the Handicraft Centre / the Pećine Necropolis.....163
Miomir Korać Živko Mikić	Viminacium – Cemeteries and Burial Locations During the Great Migration Period.....185

Živko Mikić	Attempt of Social Stratification of the Southern Viminacium Cemeteries According to Paleopathological Categories.....	193
Ilija Mikić	Ossa Voramina in Regione Bregmae Pars Secunda-Medium Aevum..	203
Roeland Paardekooper Milica Tapavički-Ilić Jelena Anđelković Grašar	Viminacium and the Openarch Project.....	211
Manousos Kambouris	Warfare in Mycenaean Times: the Iliad as a Paradigm and the Applications Emerging for Experimental Archeology.....	221
Olivera Ilić Emilija Nikolić	Archaeological Park Viminacium: Cultural-Historical Heritage in the Jubilee Year of Christianity.....	231
Mojca Vomer Gojkovič Nataša Kolar	Archaeological Park Vicus Fortunae – Projects and Problems.....	245
Vanja Korac Dragan Prlja	Archaeology and Lifelong Learning.....	257

PRIKAZI – REVIEWS

Ivana Ožanić Roguljić	AQUAE IASAE, NAJNOVEJŠE RIMSKE NAJDBE NA OBMOČJU VARAŽDINSKIH TOPLIC, Ljubljana-Zagreb 2014.....	265
Olivera Ilić	Gordana Gavrić, Mirko Kovačević, MANASTIR DRENČA – OD RUŠEVINE DO HRAMA, Kraljevo 2015.....	267

GUIDELINES

Guidelines for submitting manuscripts for the periodical Arheologija i prirodne nauke (Archaeology and Science).....	269
--	-----

EMILIJA NIKOLIĆ
 Institute of Archaeology,
 Belgrade, Serbia
 emilij@gmail.com

904:725.73”652”(497.11)
 691.421.2(398)
 COBISS.SR-ID 219286540

DRAGANA ROGIĆ
 Institute of Archaeology,
 Belgrade, Serbia

Original research article
 Received: 25th May 2015
 Accepted: November 15th 2015

BEBINA MILOVANOVIC
 Institute of Archaeology,
 Belgrade, Serbia

THE ROLE OF BRICK IN HYDRAULICITY OF VIMINACIUM MORTARS: DECORATIVE MORTARS FROM THE THERMAE*

ABSTRACT

The hydraulicity of the Viminacium mortars is still somewhat unknown, but with laboratory analyses, performed on a small number of samples, and similar research performed worldwide, some conclusions can be drawn. These bring us closer to this topic, which again contribute to our becoming acquainted with the Viminacium building materials, their usage, behaviour in constructions and their mutual relationships.

Throughout history, artificial products of soil, specifically bricks and ceramics, represent some of the most commonly used materials with pozzolanic features in the creation of hydraulic lime mortars. In accordance with their function, the Viminacium thermae represent a place with high levels of humidity in the air and water in a large number of rooms, thereby representing a suitable example for analysing the use of hydraulic mortars, which above all needed to be waterproof. This was achieved with the use of bricks, a material produced locally in Viminacium.

Fragmentarily preserved remains of wall paintings from the Viminacium thermae are not only numerous and various, but they spatially also include almost all parts of the building. This paper includes the remains of decorative mortars discovered during archaeological research in 2004 and 2007 that had bricks in their structure, which was confirmed with a visual review of mortar cross-sections when brick was used in fragments. It was also suspected due to the reddish colour of some of the layers, most likely connected to the use of brick dust.

KEYWORDS: HYDRAULICITY, LIME MORTAR, BRICK, POZZOLANIC FEATURE, DECORATIVE MORTARS, THERMAE, VIMINACIUM.

INTRODUCTION

The Romans used non-hydraulic and hydraulic mortars, depending on the accessibility of the raw

materials needed for their production and on their role in different constructions. Hydraulic lime mortar features can be achieved in several ways: by using quarry sand with a high percentage of

* The article results from the project: *Viminacium, Roman city and military camp – research of material and non material culture of inhabitants by using the modern technologies of remote detection, geophysics, GIS, digitalisation and 3D visualisation (no 47018)*, funded by the Ministry of Education, Science and Technological Development of the Republic of Serbia.



Fig. 1 Brick kilns from the craftsmen's centre during excavations.
Photo-documentation of the Republic Institute for the Protection of Monuments

clay as an aggregate, natural or artificial hydraulic lime as a binder or by the use of certain materials of natural or artificial origin, with pozzolanic features, as an addition or substitute for aggregate.¹

Just like artificial materials, natural materials with pozzolanic features gave hydraulicity to mortar, actually strength, water resistance and a binding possibility under water when reacting with lime.² Nevertheless, lime mortars with the addition of natural materials set much quicker, thereby being more favourable for the building of all kinds of constructions. (Lancaster 2005: 65) Lime mortars with added brick were excellent for use in the external finishing layers, but also in all other wall or floor layers with humid and warm conditions, such as baths, (Böke et al. 2006: 1121, Elsen: 2006, 1419, Stefanidou et al. 2014: 572)

¹ See Radivojević 2004: 38-39 and in Adam, 1999: 129-132.

² It is important to distinguish between the terms "hydraulic" and "pozzolanic", since hydraulic materials can react only with water, while pozzolanic materials need both water and lime for a reaction. (Griffin 2004: 24).

due to their higher resistance to water penetration. (Hale et al. 2003: 135-136) In many historical buildings, mortar was used that was made of both kinds of pozzolanic materials, depending on the accessibility of the raw materials.³

At the beginning of the 2nd century AD, during the "time of peace and the period of labour and economic prosperity", (Васић 1895: 29),⁴ Viminacium developed into a centre of brick production in this part of the Danube Limes. (Jordović 1995: 95, 105)⁵ (Fig. 1) Ever since that time, this building material became invaluable for wall facing, its core and levelling course, it was used independently for entire walls, indoor and outdoor floors, (Fig. 2, Fig. 3, Fig. 4, Fig. 5) and was also used as an artificial pozzolanic additive to lime mortars.

The Viminacium thermae were excavated on two occasions, from 1973 to 1974 and from 2003

³ For examples see Özkaya 2005: 76.

⁴ See more about this in Мирковић 1968: 64-65.

⁵ About craftsmen' centres for brick production in Viminacium see also Raičković 2007: 15-17 and Raičković, Redžić 2006.



Fig. 2 Brick wall of Viminacium thermae.
Photo-documentation of Institute of Archaeology
Belgrade



Fig. 3 Bricks in wall facing of Viminacium thermae.
Photo-documentation of Institute of Archaeology
Belgrade

to 2007. (Fig. 6) Both excavations revealed that there were several phases in the building of the thermae, specifically that each subsequent building was erected on the remains of the previous one. (Kondić, Zotović 1974: 96-97, Миловановић 2004: 53) The beginning of the use of the Viminacium thermae can be connected to the end of the 1st and the beginning of the 2nd century, whilst the building lost its primary function at the end of the 4th century AD. (Миловановић 2004: 53; Kondić, Zotović 1974: 96-97) During the archaeological research of the Viminacium thermae, five apses were revealed, along with a central room with hypocaust and several lateral rooms. All of the building parts visible today were in use during the 3rd and the 4th century AD. (Миловановић 2004: 53)

VIMINACIUM BRICK FEATURES AND HYDRAULICITY

Artificial materials with pozzolanic features used throughout history include calcinated clays, slag, flying ash, ashes of rice husks, coffee husks etc. The most famous one of all is calcinated clay, presented as crushed or minced brick and ceramics. (Rapp, 2009: 266-268 и у Rossi, Russo, Russo 2009: 319-325)

Brick and ceramics are processed of easily accessible raw materials (Bugini, R. et al. 1993: 387)

In contrast to natural, often inaccessible materials with pozzolanic features,⁶ they represent the artificial materials most commonly used throughout history in all parts of the world, for producing lime mortars which required hydraulic features. In Turkey, this mortar was named horasan, in India surkhi, in Arabian countries it was called homra, (Böke et al. 2006: 1115), while in the Roman Empire its Latin name was *opus signinum*. (Vitruvius 2006: 144)⁷ It is best known by its Italian name *cocciopesto*, used in Southern Europe, while in Venice, it is also called *terrazzetto*. (Elsen 2006: 1419) In Minoan Crete, crushed ceramics were already being used for making lime mortars, (Moropoulou *at all* 2000: 50, 55, Malhotra, Mehta 1996: 3, Hughes, Sugden 2000:351, Artioli 2010: 246-248) and together with crushed brick, it was also used by the Etrurians, Hindus and the Greeks. (Malhotra, Mehta 1996: 3, Artioli 2010: 246-248)

The area of Viminacium and its vicinity belongs to the south-eastern part of the coal basin of

⁶ One example of the use of mortar with the addition of brick due to a lack of natural materials with pozzolanic features is Hadrian's wall, (Elsen 2006: 1419) with mortars made of lime, crushed brick, crushed sandstone, sand and the remains of baking lime from ovens, while some had animal fats as an additive. (Marie Teutonico et al. 1993: 34).

⁷ Vitruvius mentions *opus signinum* as a mortar mixture with broken bricks, tiles or pottery in the process of laying floors.



Fig. 4 Bricks of hypocaust and in wall structures of Viminacium thermae.
Photo-documentation of Institute of Archaeology Belgrade

Kostolac. The terrain's sediments consist of loess, clays, marls, sands, alewife, pebbles, coal clays and coals. (Jovović et al. 2013: 22-26) The "large scale brick industry" (Bacih 1907: 69) flourished in this Roman city due to all the accessible raw clay materials. The Viminacium builders often used brick and ceramics in mortar as an artificial material with pozzolanic features.

Nevertheless, if bricks and ceramics were to have pozzolanic features, they needed to be fired at low temperatures and contain high percentage of clay, actually to have in specific chemical composition. (Ugurlu, Boko 2009: 2443)

The firing temperatures in which bricks obtain pozzolanic features have been specified differently in different research and are measured between 600°C and 900°C, (Elsen 2006: 1419, Nežerka et al. 2014, 18, (Tekin, Kurügol 2011: 959) or between 450°C and 800°C. (Böke et al. 2006, 1115)

The higher the firing temperature, still within the limits stated above, the better the pozzolanic features of the bricks. (Rapp, 2009: 267) After reaching temperatures higher than 900°C, bricks possess very limited pozzolanic features. (Pinheiro, Montenegro, Gumieri, 2010: 2) However, during the analyses of some modern samples from various European countries, it was confirmed that even after being fired at temperatures higher than 900°C, they still possessed exceptionally high pozzolanic features. (Wild et al. 1997: 171,174)

As with all other ancient bricks from the 4th century in the territory of Serbia, the Viminacium bricks were usually fired at temperatures up to 800°C. (Radivojević, Kurtović-Folić 2006: 697) Laboratory sample analyses of mud mortars, discovered on brick kilns in Viminacium, showed that the temperature range reached in these kilns was between 600°C and 900°C. (Raičković 2012,



Fig. 5 Bricks as finishing floor layer in Viminacium thermae.
Photo-documentation of Institute of Archaeology Belgrade

tab.3) Based on the presence of certain minerals, analysis of Viminacium pottery fragments (Raičković 2012, tab. 2) revealed that the firing temperature of the examined samples was about 850°C,⁸ while analysis of a Viminacium building brick sample (Cornale, Moni 2007) showed that it was fired at a temperature higher than 900°C.

The Viminacium bricks and ceramics, therefore, most likely possessed pozzolanic features, but it is certain that there were products without these features. Ancient builders empirically developed brick production techniques, since scientific explanations of the effects of temperature on a brick's features were not postulated until the beginning of the 20th century. (Tekín, Kurügol 2011: 960) Nevertheless, it is likely that ancient builders were capable of recognising products suitable

for certain needs. Supporting the use of specific bricks, there are analyses of mortars with added bricks and bricks themselves from Ottoman baths of the 14th and 15th century. They showed that brick fragments used in mortars possess high pozzolanic activity, while bricks used for construction possess different levels of the activity. This could indicate that bricks with pozzolanic features were deliberately chosen for the production of hydraulic mortars and probably they were recognised only because they contained more clay minerals. (Böke et al. 2006: 1121) The use in mortar of bricks possibly fired at very high temperatures and certain ceramic types fired at such temperatures was most likely only aiming to improve the aggregate mass and the mortar's mechanical features, while pozzolanic features were embedded only in those fragments originating from products which fulfilled the conditions mentioned above.

⁸ According to analogue research Barlueng et al. 2013:214-216.



Fig. 6 View of Viminacium thermae today. Photo-documentation of Institute of Archaeology Belgrade

According to international standards, the sum of percentages of the oxide content of SiO_2 , Al_2O_3 and Fe_2O_3 in natural pozzolanic materials, but also in brick products with pozzolanic features, should be higher than 70%. (ASTM C618-12a: 2012, Pinheiro, Montenegro, Gumieri 2010: 2) The total content of the oxides SiO_2 , Al_2O_3 and Fe_2O_3 in a brick sample from a Viminacium tomb from the 4th century is 85.10%. (Radivojević, Kurtović-Folić 2006: 698) The shard analysis from various Viminacium vessels showed that the total amount of the mentioned oxides does not exceed 70% only in 8% of the samples, while in some samples it reaches as high as 90%. (Raičković 2012, tabs.4-7) The total of the oxides SiO_2 , Al_2O_3 and Fe_2O_3 in mud mortar used to build a brick kiln, in all of the samples exceeded 70%, and in one of them as high as 90.25% (Raičković 2012, tab.8), indicating the soil structure and the technology for making building materials from it.

It is interesting to mention a natural creation, known locally as “crvenka”, which, in the form of a red, brown, black and ochre layer, can easily be noticed in the profiles of the nearby hills of the

villages around Viminacium, in which there was a underground coal mine during the 19th and the 20th century.⁹ (Fig. 7, Fig. 8) This represents layers of sedimentary rocks which experienced a metamorphosis caused by the combustion of the lower coal layers. Coal could be ignited in a natural way, by spontaneous combustion when coming into contact with oxygen or a lightning strike or a fire caused by some human factor, (Murphy: 2013: 2-3) which is often encountered worldwide under different names, the most common of which are clinker and porcellanite.¹⁰ “Crvenka” was used by the Romans of Viminacium in road and wall core structures¹¹ (Fig. 9, Fig. 10) and, in accordance

9 About this mining see Majovski Vuchetiћ 2010, and about red clay see also Nikolić 2013: 27-28.

10 See examples from Romania: *Rădan, Rădan* 2011: 266-270, Czechia: Žáček, Skála, Dvořák 2010: 1-32 and USA: Murphy 2013: 2-4 and Rogers 1917: 1-10.

11 Regarding the use of “crvenka” in Viminacium buildings see Golubović, Korać 2008: 33-36 and Nikolić, Bogdanović 2012: 43-44. Even in modern times, clinker is used as the final layer on roads without asphalt in areas where there are no pebbles and where clinker represents the hardest rock. See U.S.



Fig. 7 Hill above Stari Kostolac village with visible red layer of „crvenka“. Photo by the authors

with its role in construction, was in the shape of larger or smaller, more or less fired pieces.

Depending on the firing temperature, “crvenka” could be a partially coherent and very porous rock, reminiscent of slag from a blast furnace when it is closer to a source of high temperature, but also a material similar to brick, when it is formed at lower temperatures. (de Boer, Dekkers, van Hoof 2001: 94) In southern England, mosaic tesserae have been found and plates in the *opus sectile* technique, originating from several Roman buildings and made of these naturally fired rocks, from the second half of the 1st and the beginning of the 2nd century AD. Such decorations belong to early Roman mosaics in this territory and there are also indications that there were workshops introducing clinker into elements of interior finishing. (Allen, Fulford 2004: 9-38) These materials were therefore accessible to all the social strata, military, public and private. The largest use of “crvenka” in Viminacium can be placed into the same chronological frame, in the time of the still undeveloped

brick industry, but also during later periods of crisis, given that it was most likely a cheap and easily accessible material. (Nikolić 2013: 28)

Worldwide research has already established the pozzolanic features of this natural creation (Jevtić, Zakić, Harak 2002: 60; Gutt, Gaze, 1975: 439-450, Ríos, Williams, 2008: 2482-2492), depending on its creation conditions, the firing temperature and the classification of the primary rocks. If future research about the local “crvenka” reveals its pozzolanic features, and knowing already the “rule” regarding the use of local materials in Roman architecture,¹² the use of “crvenka” as a pozzolanic addition to lime mortars in Viminacium buildings could be examined. The red colour of Viminacium mortars could then be ascribed to the added brick or ceramics, as well as to the addition of “crvenka”. As an example from a region of Romania with a similar geological structure shows, high temperatures during the firing of the original clay leads to the formation of new minerals in fired clays, such as hematite (*Rădan*,

Dept. of the Interior, Bureau of Land Management, 1984: 61 and Murphy: 2013: 2.

¹² Regarding this see also Radivojević, Kurtović-Fo-lić 2006: 693.



Fig. 8 Hill above Stari Kostolac village with visible red layer of „crvenka“, detail. Photo by the authors



Fig. 9 Part of the early gate tower partially destroyed by the later road entering the northern gate of the legionary fort. Photo-documentation of Institute of Archaeology Belgrade



Fig. 10 Foundation structure from the bulding in the temple complex with visible „crvenka“.
Photo-documentation of Institute of Archaeology Belgrade



Fig. 11 Floor layers of Viminacium thermae with brick in the form of large fragments.
Photo-documentation of Institute of Archaeology Belgrade

Rădan 2011b: 267-268, *Rădan*, *Rădan* 2011a: 147), a natural source of several, most commonly red, pigments. (Walsh, Chaplin 2008: 189)

THE ROLE OF BRICK IN VIMINACIUM MORTARS

Even by only visually examining the Viminacium mortar samples used for masonry, rendering and plastering, one can notice differences in the mortar structure and brick admixture, indicating that Roman builders were well-acquainted with the preparation of mortar with specific features. (Bugini et al. 1993: 386) In structural mortars, lower mortar layers of floor constructions and mortars for rendering, brick admixture is visible in the mortar structure in the form of smaller or larger fragments, (Fig. 11, Fig. 12) while in those mortars used for, plastering, wall-paintings and finishing floor layers, the brick appears in the form of small fragments, but also in the form of a dust. (Fig. 13, Fig. 14) The dust was integrated with lime, with or without a sand admixture, and gave the mortar a red appearance, especially noticeable when the mortar was polished.

In areas where there were no natural materials with pozzolanic features, brick played an important role in the structure of mortars used for construction. Nevertheless, for economic reasons, lime mortar without any admixtures was often used, while the use of structural mortar with brick admixtures was limited to more important, public and even monumental constructions. Probably the most successful example of the use of brick in structural mortar is Hagia Sophia in Istanbul. The mortar joints were very wide, comparing to the width of the bricks. This mortar, made with brick dust and brick fragments, can be called a proto-concrete. (Livingston, R.A. et al. 1992: 721-736)

This rule of economy applied by ancient builders is also visible in an example from a completely different area, from a much earlier era and with admixtures of other materials, on the buildings of

ancient Olynthus, from the 4th century BC. Here, for economic reasons, mud mortar was used for building stone walls exposed to humidity, after which the walls were rendered with hydraulic mortars¹³. Furthermore, in examples of Roman structures in France containing fresh water, the frequent use of brick admixtures can be noticed in mortars used for plastering and different floor layers, while the use of such mortars for building walls is somewhat rare (Coutelas 2011:147). Mortars used in supporting constructions do not need to make walls water-resistant. Brick and ceramic admixtures, therefore, appear also in mortars used for walls not directly connected to water containing structures, with the function of protecting the inner wall surfaces from external humidity factors. (Degryse et al. 2002: 1459).

After examining the material from the Viminacium *thermae*, it is easily understood that mortar with a brick admixture was always applied in structures that required humidity- and water-resistance, specifically in floors and outer wall layers, (Fig. 15, Fig. 16) as well as in mortars used for plastering and rendering pools and canals but, very rarely, as a structural mortar.

BRICK IN DECORATIVE MORTARS OF THE THERMAE

This paper also deals with the remains of mortar used for plastering and rendering the *thermae* walls, mostly painted or decorated afterwards and, therefore, also referred to as decorative mortars, which were discovered during archaeological research in 2004 and 2007.¹⁴ (Fig. 17). Some of these decorative mortars were applied directly on

¹³ Information provided by Prof. Dr Ioanna Papayianni and Ass. Prof. Dr Maria Stefanidou (Laboratory of Building Materials, Civil Engineering Department AUTH, Greece), during the lecture "Case Study: Olynthos, Chalkidiki" (MARE 14 Workshop) where an author of this paper participated.

¹⁴ About fragment restoration see more in Rogić, Despotović, Milovanović 2009: 75-81.



Fig. 12 Rendering layers of Viminacium thermae with brick in the form of large fragments.

Photo-documentation of Institute of Archaeology
Belgrade



Fig. 13 Floor layers of Viminacium thermae with brick in the form of small fragments and in the form of a dust.

Photo-documentation of Institute of Archaeology
Belgrade

the walls, but some of them were executed onto a first layer of plaster or render (preparing layer or leveling layer). It depended on the state of a wall and on the material a wall structure was built of.

Brick admixtures served multiple roles in decorative mortars. According to some authors, as well as making mortar hydraulic or waterproof as an artificial material with pozzolanic features, it also absorbed humidity, therefore enabling painters a longer working period when applying the fresco technique. The painting basis needed to be humid enough and brick admixtures delayed the process of water loss or evaporation, thereby slowing drying (Šulić, 2010: 3). It can be connected to the thesis that “brick ground” (brick wall) “absorbs superfluous water, and keeps the plaster much longer in a fit state for painting upon.” (Taylor, 1843: 38). Also, it is important to notice that the contact between brick and fresh mortar causes water transport, but also depends on the relationship between dimensions of the pores of both

materials. (Groot 1997:122) It is interesting to mention that mortars containing natural pozzolana were probably not used as a support for fresco painting, which was the most often applied technique in Viminacium thermae. It is impossible to get a good adherence of the pigments when painting on the mortar containing natural pozzolana, which is the result of different chemical reactions. (Bläuer Böhm 2000: 111)

After analysing painted decorations from Roman villas in Hungary, it was noticed that quite often, over the intonaco, but prior to the painting layer, a pinkish layer was applied, made of brick powder. It can be concluded that this was a “rule” in the period in which they were constructed, specifically the end of the 1st and during the 2nd century AD, with the aim of offering water-proofness and protection of the painted layer from water or humidity from the wall. (Kirchoff 2008: 251-254) In mortars without a painted layer and as part of the intonaco, brick often produced a reddish or



Fig. 14 Rendering layers of Viminacium thermae with brick in the form of small fragments and in the form of a dust.
Photo-documentation of Institute of Archaeology Belgrade



Fig. 15 Outer wall of Viminacium thermae, with red mortar having brick in its structure.
Photo-documentation of Institute of Archaeology Belgrade



Fig. 16 Outer wall of Viminacium thermae, with red mortar having brick in its structure, detail.
Photo-documentation of Institute of Archaeology Belgrade

pinkish colour. (Wiseman, Zisi 2014: 185)

Based on the amount and the form of the brick admixtures in decorative mortar layers (in *arriccio* and *intonaco*), the fragments from the Viminacium thermae can be divided into four groups. (Table 1 and Table 2) Brick was here mostly used as a dust, but also in the form of smaller fragments. The largest number of fragments belongs to the third group.

First group. The first mortar group, which includes fragments in which only the *intonaco* contained brick dust can most likely be ascribed to mortars for internal decorative plastering, for colouring and painting walls in rooms in which humidity was more or less concentrated, but not in rooms with water present in larger amounts. The role of this kind of mortar was to secure rooms and walls from humidity penetration. With mortars in this group, it can be noticed that the *arriccio* or *intonaco* were rather thick.

With some mortars, without a painted layer, the reddish *intonaco* layers with brick dust are visible. Here, the *intonaco* colour serves a decorative

purpose. There are also mortars with a “reddish *intonaco*”¹⁵ painted red and additionally polished, with the aggregate of these mortars having been finely sieved.

Second group. The second mortar group includes fragments in which only the *arriccio* contains brick powder, probably used as decorative mortars on walls of rooms in which there was no permanent presence of humidity or water. The presence of brick in the *arriccio* is explained with the risk of possible humidity and water penetration into the wall from the background, as in the case of walls built without bricks and where there is no mortar layer with brick content. (Wiseman, Zisi 2014: 167) These fragments can therefore be ascribed to the inner surfaces of outer walls or the opposite sides of walls that possessed one side exposed to the aforementioned agents.

Third group. The third mortar group, with dust or fragments in both layers, includes mortars used as painting bases, monochrome or with motifs, and

15 Mortars with aggregates of brick dust.

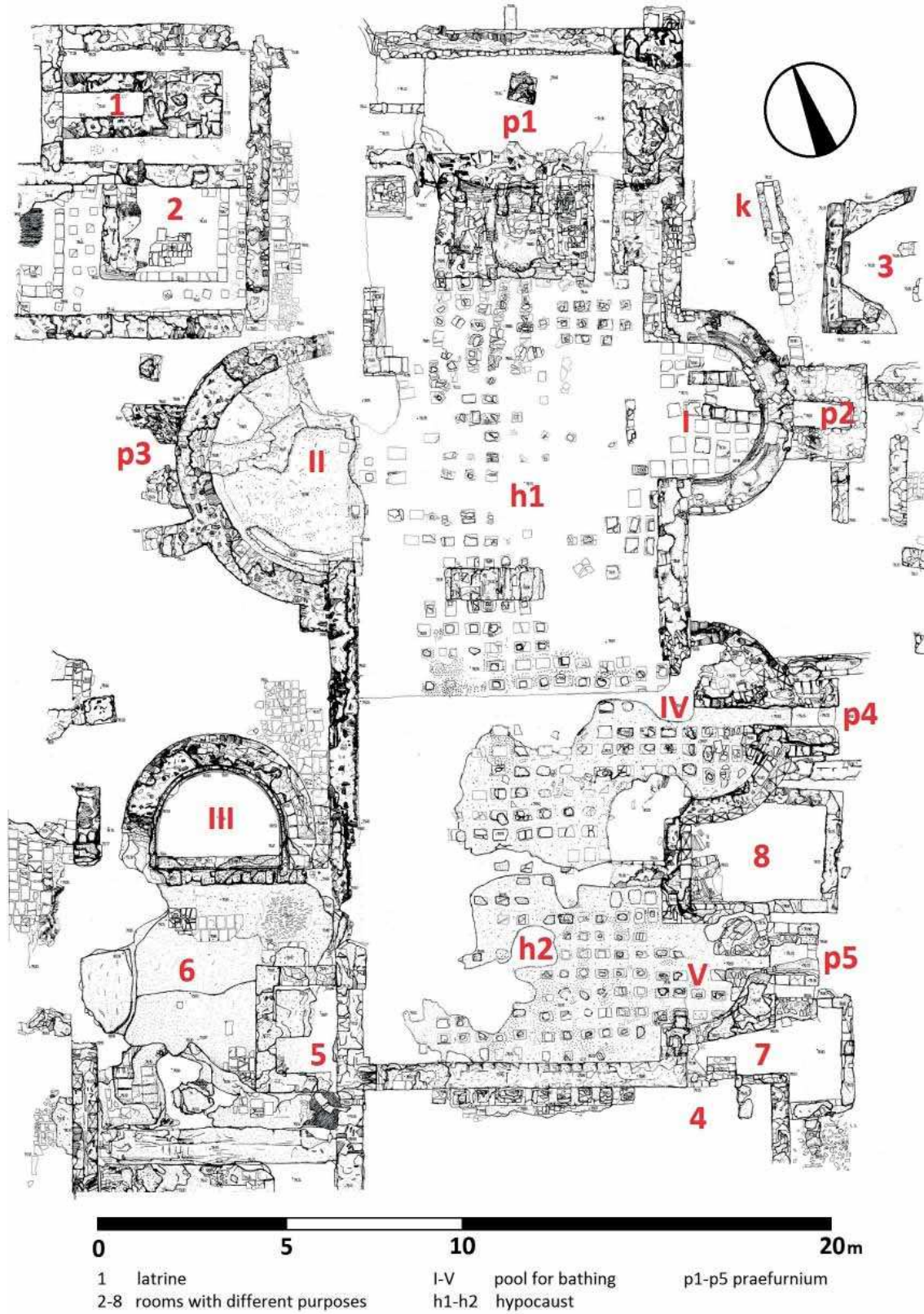


Fig. 17 Layout of Viminacium thermae.
 Photo-documentation of Institute of Archaeology Belgrade

as mortars without a painted layer, where the colour was determined by the brick in the intonaco's structure. These mortars were most likely on walls exposed to water, specifically the walls of bathing pools and the outer faces of external building walls.

In this mortar group, pieces can be noticed that possess a thicker intonaco and a thinner arriccio. They most likely represent mortars of reduced quality, indicated by a small fragment compacity and a huge number of pores formed over time.

Fragments containing larger brick pieces in the arriccio were probably used for rendering outer building walls, since brick in this form gives mortar a greater resistance to weather conditions. The thickest arriccio layers contain the largest brick fragments. Examination of Roman mortars from Hadrian's Wall showed that the use of smaller particles of bricks creates strong hydraulic mortars, since such particles possess high pozzolanic features, while larger particles act more as a porous addition absorbing air into the mortar, therefore making it more resistant to frost and salt crystallisation. This means that mortars used for external rendering, with the aim of increasing frost resistance, should contain particles of larger dimensions. (Teutonico et al, 1993:41-42)

Fourth group. The fourth mortar group should be considered as mortars used for rendering external building walls, or building facades, with a single, thicker mortar layer and without a painted layer. Due to atmospheric influences, it was necessary for the mortar to contain bricks in its entire structure, here in the form of dust, thus giving hydraulic features, namely endurance and setting in water. Due to the colour of the brick, it possessed a red finish, hence considered a decorative mortar.

CONCLUSION

In the case of decorative mortars from the Viminacium thermae, brick was mostly used for ensuring resistance and setting mortar under water and in humid conditions, in contrast to the use

of brick in structural mortars, where it was used mostly to ensure a hydraulicity which would make the mortar stronger. Regarding the mortar fragments discussed in this paper, it is clear that the artists involved in the painting of the thermae were well-acquainted with the purpose of brick in mortar and applied it properly, whilst sometimes using mortars of reduced quality, leaving them porous and less compact.

Preserved fragments of the thermae wall paintings were not only numerous and various, but also spread throughout the building. Although they alone can not offer any data about the decoration of the Viminacium thermae, a huge difference in technology and painting quality can be noticed. There are red polished surfaces, reddish unpolished surfaces without a painted layer, dark blue and dark purple painted polished surfaces with decoration, as well as white intonaco backgrounds without a painted layer, with or without decoration on them. It seems that a huge number of the thermae walls were reddish in colour, originating from the intonaco with brick admixture and no painted layer.

After analysing the role of brick in the hydraulicity of the Viminacium mortars and its application through the examples of adding it to the decorative mortars of the Viminacium thermae, this paper tends to show that many conclusions regarding a historic building can be drawn directly from the analysis of the building materials. The function of rooms and the role of the construction elements of a building depended very much on the materials applied and vice versa. Examining a building is therefore not to be separated from becoming acquainted with the materials and technologies used for their processing and application both during the building process itself, and after.

BIBLIOGRAPHY**Adam, J. P. 1999**

Roman Building: Materials And Techniques (1989), (trans.) Anthony Matthews, London: Routledge.

Allen, J. R. L., and Fulford, M. G. 2004

Early Roman Mosaic Materials in Southern Britain, with Particular Reference to Silchester (Calleva Atrebatum): A Regional Geological Perspective, *Britannia* 35: 9-38.

Artioli, G. 2010

Scientific Methods and Cultural Heritage: An Introduction to Application of Materials Science to Archaeometry and Conservation Science, New York: Oxford University Press, Inc.

ASTM C618-12a, 2012

Standard Specification for Coal Fly Ash and Raw or Calcined Natural Pozzolan for Use in Concrete, Active Standard ASTM C618 | Developed by Subcommittee: C09.24 Book of Standards Volume, 04.02.

Barluenga, G. et al. 2013

Bricks and mortars from the “Patio de Santo Tomás”, Alcalá University (Madrid, Spain): A combined study of fabric characterization and building morphology”. In: *Science and Technology for the Conservation of Cultural Heritage*, (eds. M. A. Rogerio-Candelera, M. Lazzari and E. Cano. London: CRC Press: 213-216.

Bläuer Böhm, C. 2000

Analyses of mortars containing pozzolanas”, in: *Historic Mortars: Characteristics and Tests: Proceedings of the International RILEM Workshop*, (eds.) P. Bartos, C. Groot, J. J. Hughes. Bagneux: RILEM Publications s.a.r.l.: 105-112.

Böke, H. et al. 2006

Characteristics of brick used as aggregate in his-

toric brick-lime mortars and plasters, *Cement and Concrete Research* 36: 1115-1122.

Bugini, R. et al. 1993

Investigation of the characteristics and properties of “cocciopesto” from the ancient roman period, in: *Conservation of stone and other materials. Vol.1: causes of disorders and diagnosis*, Proceedings of the international RILEM/UNESCO congress held at the UNESCO headquarters in Paris, June 29 - July 1, 1993, London: E. & F.N. Spon: 386-393.

Cornale, P. and Monni, E. 2007

Sito Archeologico di Viminacium, Serbia: Analisi mineralogico-petrografica e chimico-fisica, relazione scientifica, Vicenza: CSG Palladio srl.

Coutelas, A. 2011

The selection and use of lime mortars on the building sites of Roman Gaul, *Commentationes Litterarum Humanarum* 128: 139-151.

De Boer, C. B., Dekkers, M. J., and van Hoof, T. A. M. 2001

Rock-magnetic properties of TRM carrying baked and molten rocks straddling burnt coal seams, *Physics of the Earth and Planetary Interiors* 126: 93-108.

Degryse, P., Elsen, J. and Waelkens, M. 2002

Study of ancient mortars from Sagalassos (Turkey) in view of their conservation, *Cement and Concrete Research* 32: 1457-1463.

Elsen, J. 2006

Microscopy of historic mortars – a review, *Cement and Concrete Research* 36: 1416-1424.

Golubović, S. and Korać, M. 2008

The Recent Discovery of a Temple Complex at Viminacium, *Roma 2008 – International Congress of Classical Archaeology: Meeting Between Cultures In the Ancient Mediterranean*

http://151.12.58.75/archeologia/bao_document/poster/5_Golubovic_Korac.pdf (accessed September, 17th 2014).

Griffin, I. 2004

Pozzolanas as additives for grouts: An investigation of their working properties and Performance Characteristics, *Studies in Conservation* 49/1: 23-34.

Groot, C. 1997

Initial Rate of Absorption and Porosity, PRO 3: *International RILEM Workshop on Evaluation and Strengthening of Existing Masonry Structures, RILEM Proceedings*, (eds.) L.Binda, C.Modena, Bagnaux: RILEM Publications s.a.r.l.: 117-125.

Gutt, W., Gaze, M. E. 1975

Trinidad porcellanite as a pozzolan, *Materials and Structures*, Vol. 8, No. 6: 439-450.

Hale et al. 2003

Dating ancient mortar: Although radiocarbon dating is usually applied to organic remains, recent work shows that it can also reveal the age of some inorganic building materials, *American Scientist* 91: 130-137.

Hughes, D.C., Sugden D.B. 2000

The use of brick dust as a pozzolanic addition to hydraulic lime mortars, *Historic Mortars: Characteristics and Tests: Proceedings of the International RILEM Workshop*, (eds. P. Bartos, C. Groot, J. J. Hughes, Bagnaux: RILEM Publications s.a.r.l.: 351-360.

Jevtić, D., Zakić, D. i Harak, S. 2002

Ispitivanje različitih tipova maltera spravljenih na bazi opekarskog loma, *Materijali i konstrukcije* 45: 60-63.

Jordović, Č. 1994

Grnčarski i ciglarski centar u Viminacijumu, *Saopštenja XXVI*: 95-106.

Jovović, A. et al. 2013

Studija o proceni uticaja na životnu sredinu za projekat izgradnje novog bloka B3 na lokaciji TE Kostolac B. Beograd: Univerzitet u Beogradu, Mašinski fakultet, Univerzitet u Beogradu, Rudarsko-geološki fakultet.

Kirchoff, A. 2008

Ab ovo ad mala: The decorative system and reconstruction of the Red Dining Room at Baláca, *Balácai Közlemények X*, Veszprém: Dezsó Laczko Museum: 42-111.

Kondić, V., Zotović, Lj. 1974

Viminacium – rezultati arheoloških istraživanja u 1974. godini, *Arheološki pregled* 16, Beograd: Savez arheoloških društava Jugoslavije: 94-97.

Lancaster, L. C. 2005

Concrete Vaulted Construction in Imperial Rome: Innovations in Context, New York: Cambridge University Press.

Livingston, R.A. et al. 1992

Preliminary analysis of the masonry of the Hagia Sophia Basilica, Istanbul, in: *Materials Issues in Art and Archaeology III*, Materials Res. Soc. Symp. Proc., vol. 267, (eds.) P.Vandiver et al., Pittsburgh: Materials Research Society, pp.721-736.

Malhotra, V. M. and Mehta, P. K. 1996

Pozzolanic and Cementitious Materials, Amsterdam: Gordon and Breach Publishers.

Миловановић, Б. 2004.

Извештај са систематских археолошких ископавања на локалитету Терме – Виминацијум 2004. године, *Археолошки преглед* н.с. 2/3 (2004/5), Београд: Министарство културе Републике Србије и Српско археолошко друштво: 51-54.

Mirković, M. 1968

Rimski gradovi na Dunavu u Gornjoj Meziji, Beograd: Arheološko društvo Jugoslavije.

Moropoulou, A., Bakolas, A. and Bisbikou, K. 2000

Investigation of the technology of historic mortars, *Journal of Cultural Heritage* 1, Amsterdam: Elsevier: 45-58.

Murphy, E. C. 2013

Clinker ("scoria") as Road Surfacing Material in Western North Dakota, *Geonews* 40/1, Bismarck: North Dakota industrial commission, Department of mineral resources: 2-4.

Nežerka, V. et al. 2014

Comprehensive study on mechanical properties of lime-based pastes with additions of metakaolin and brick dust, *Cement and Concrete Research* 64: 17-29.

Nikolić, E. 2013

Contribution to the study of Roman architecture in Viminacium: Construction materials and building techniques, *Archaeology and Science* 8, Belgrade: Center for New Technology and Archaeological Institute Belgrade: 21-48.

Nikolić, S., i Bogdanović, I. 2012

Istraživanja viminacijumskog amfiteatra u toku 2011. Godine, in: Arheologija u Srbiji: Projekti Arheološkog instituta u 2011. Godini, (eds.) V. Bikić, S. Golubović, D. Antonović, Beograd: Arheološki institut: 42-46.

Özkaya, Ö.A. 2005

Properties of Roman brick and mortars used in Serapis temple in Bergama, A Thesis Submitted to the Graduate School of Engineering and Sciences of İzmir Institute of Technology in Partial Fulfillment of the Requirements for the Degree of Master of Science.

Pinheiro, I. S., Montenegro, L. C., Gumieri, A. G. 2010

Pozzolanic activity of recycled red ceramic bricks, *Proceedings from Second International Conference on Sustainable Construction Materi-*

als and Technologies, Università Politecnica delle Marche, Ancona, Italy, 28-30 June, 2010, Vol. 1. Milwaukee: UWM Center for By-Products Utilization: 299-308.

Rădan, S. C. and Rădan, S. 2011a

How coal fires affect the clays: an interdisciplinary approach, in: *Fire Effects on Soil Properties, Proceedings of the 3rd International Meeting on Fire Effects on Soil Properties, Guimarães, 15-19 March, 2011* (eds.) António Bento Gonçalves, António Vieira. Guimarães: NIGP-Univ. Minho and CEGOT: 148-152.

Rădan, S.C., Rădan.S, 2011b

Coal palaeofires in the western Dacic Basin (Romania): geophysical, mineralogical and geochemical signatures recovered from porcelanites and clinkers; a case history, in: *Fire Effects on Soil Properties, Proceedings of the 3rd International Meeting on Fire Effects on Soil Properties, Guimarães, 15-19 March, 2011*, (eds.) António Bento Gonçalves, António Vieira. Guimarães: NIGP-Univ. Minho and CEGOT: 266-270.

Radivojević, A. 2004

Konstrukcije i tehnike građenja antičkog Rima, Beograd: Orion Art.

Radivojević, A. and Kurtović-Folić, N. 2006

Evolution of Bricks and Brick Masonry in the Early History of Its Use in the Region of Today's Serbia, *Journal of Materials in Civil Engineering* 18, Special issue: Innovative Materials and Technologies for Construction and Restoration. Reston: American Society of Civil Engineers: 692-699.

Raičković, A. 2007

Keramičke posude Zanatskog centra iz Viminacijuma, *Arheologija i prirodne nauke, Posebna izdanja* 3, Beograd: Centar za nove tehnologije Viminacium i Arheološki institut.

Raičković, A. i Redžić, S. 2006

Keramičarske i opekarske peći Viminacijuma – Lokacije Pećine i Livade kod Čuprije, *Arheologija i prirodne nauke* 1, Beograd: Centar za nove tehnologije Viminacium i Arheološki institut.

Raičković, A. 2012

Keramičke posude iz grobova tipa Mala Kopašnica Sase, Unpublished PhD thesis. Defended at Faculty of Philosophy, University of Belgrade.

Rapp, G. 2009

Archaeomineralogy, Berlin: Springer.

Ríos, , C.A., Williams, C.D. 2008

Synthesis of zeolitic materials from natural cliniker: A new alternative for recycling coal combustion by-products, *Fuel* 87. Amsterdam: Elsevier: 2482-2492.

Rogers, G.S. 1917

Baked shale and slag formed by the burning of coal beds. Professional paper 108-A, Washington: Department of the Interior and United States Geological Survey.

Rogić, D., Despotović, D., Milovanović, B. 2008

Fragmenti zidnog slikarstva sa termi Viminacijuma, *Arheologija i prirodne nauke* 3, Beograd: Centar za nove tehnologije Viminacium i Arheološki institut: 75-81.

Rossi, C., Russo, F., Russo, F. 2009

Ancient Engineers' Inventions: Precursors of the Present, Berlin: Springer.

Stefanidou et al. 2014

Analysis and characterization of hydraulic mortars from ancient cisterns and baths in Greece, *Materials and Structures* 47, Berlin: Springer: 571-580.

Šulić, V. 2010

Restoration plaster for the wall paintings presentations in three Pre-Romanesque churches on the

Adriatic coast, *Proceedings from 2nd Conference on Historic Mortars – HMC 2010 and RILEM TC 203-RHM final workshop*. Eds. J. Válek, C. Groot and J.J. Hughes. Bagneux: RILEM Publications s.a.r.l.: 723-732.

Taylor, W.B.S. 1843

A Manual of Fresco and Encaustic Painting: Containing Ample Instructions for Executing Works of These Descriptions. With an Historical Memoir of These Arts from the Earliest Periods, Oxford: Chapman & Hill.

Tekin, Ç., Kurügol, S. 2011

Physicochemical and pozzolanic properties of the bricks used in certain historic buildings in Anatolia, *Gazi University Journal of Science* 24 (4), Ankara: Gazi University: 959-972.

Teutonico, J.M. et al. 1993

The Smeaton project: Factors affecting the properties of lime-based mortars, *APT Bulletin* 25/ ¾, Springfield: Association for preservation technology international (APT): 32-49.

Uğurlu, E., Böke, H. 2009

The use of brick–lime plasters and their relevance to climatic conditions of historic bath buildings, *Construction and Building Materials* 23, Amsterdam: Elsevier: 2442-2450.

U. S. Dept. of the Interior, Bureau of Land Management. Powder River Resource Area, 1984

Powder River Resource Area resource management plan: Miles City District, Ann Arbor: The University of Michigan.

Васић, М. 1895

Колонија Виминацијум: археолошка студија, *Старинар* XII, Београд: Српско археолошки друштво: 1-61.

Vitruvije, 2006

Deset knjiga o arhitekturi. Trans. R. Jadrešin-

Milić, Beograd: Građevinska knjiga.

Вучетић, М. 2010

Из историје српских угљенокопа: Јаме костолачког мајдана, Београд: ЈП Електропривреда Србије.

Walsh, V., Chaplin, T. 2008

Pigment Compendium: A Dictionary and Optical Microscopy of Historical Pigments, London: Routledge.

Wild, S. et al. 1997

Pozzolanic properties of a variety of European clay bricks: Comparative study of pozzolanic, chemical and physical properties of clay bricks in four European countries for utilization of pulverized waste clay brick in production of mortar and concrete, *Building Research and Information* 25/3, London: Routledge: 170-175.

Wiseman, J., Georgievski, Đ. 2014

“Wall decoration at Stobi”. In: *Studies in the Antiquities of Stobi, vol. 2.* (1983). (eds. and trans.) J. Wiseman and Đ. Mano-Zisi, Princeton: Princeton University Press: 163-189.

Žáček, V., Skála, R., and Dvořák, Z. 2010

“Petrologie a mineralogie porcelanitů mostecké pánve – produktů fosilních požárů neogénní hnědouhelné sloje”. *Bulletin mineralogicko-petrologického oddělení Národního muzea v Praze* 18/1. Praha: National Museum / Národní muzeum: 1-32.

ACKNOWLEDGEMENTS

Authors of the paper thank Dr Angelina Raičković Savić for permission to use laboratory results from her unpublished PhD thesis (Raičković, A. 2012) during the research for this paper.

REZIME

ULOGA OPEKE U HIDRAULIČNOSTI MALTERA VIMINACIJUMA: DEKORATIVNI MALTERI GRAĐEVINE TERMI

KLJUČNE REČI: HIDRAULIČNOST, KREČNI MALTER, OPEKA, PUCOLANSKO SVOJSTVO, DEKORATIVNI MALTERI, TERME, VIMINACIJUM.

Viminacijumske terme su, s obzirom na veliku koncentraciju vlage u vazduhu, česte izmene temperature i prisustvo većih količina vode u pojedinim prostorijama, analizirane kroz upotrebu krečnih maltera sa dodatkom opeke. Oni su korišćeni za malterisanje i dekoraciju zidova, a opeci su dugovalni postojanost u vlazi i vodi, odnosno hidrauličnost.

Prisustvo opeke u dekorativnim malterima se potvrđuje vizuelnim pregledom preseka maltera kada je opeka korišćena u fragmentima, ali i naslućuje kod crvene boje pojedinih slojeva koja verovatno potiče od prisustva mlevene opeke.

Prema količini i obliku opeke prisutne u ariču i intonaku, dekorativne maltere građevine termi možemo podeliti u četiri grupe. Prvu grupu bi činili malteri gde je prisustvo opeke zabeleženo u intonaku, druga grupa obuhvata one fragmente gde se opeka nalazi u sastavu ariča, u treću grupu spadaju malteri gde oba malterna sloja sadrže opeku, a četvrta grupa predstavlja maltere izvedene u jednom sloju sa agregatom od opeke.

Analiza fragmenata dekorativnog slikarstva termi Viminacijuma navodi na zaključak da veliki broj zidova termi nije bio obojen, već da je svoju crvenkastu boju dugovao prisustvu opeke u intonaku. Ovde se vidi kako su Rimljani Viminacijuma uspešno primenili pravilo rimske arhitekture o upotrebi lokalnih materijala. Osim što je bila nosilac hidrauličnosti i vodonepropusnosti kod maltera za zidanje i malterisanje, opeka je kod dekorativnih maltera termi Viminacijuma bila i deo podloge, kao što im je davala boju i teksturu, odnosno njegov konačni izgled.





	PHOTO		ARRICIO	+	INTONACO	PAINTED LAYER	ROOM
GROUP 1		THICKNESS	1.0cm	+	1.0cm	fresco	space between II and III
		COLOUR	white		pinkish	red to orange	
		COMPOSITION	marble dust and slaked lime		brick dust and slaked lime	painted surface with no motifs	
		CONDITION	middle compactness high porosity dry vegetable fibres		middle compactness high porosity	not polished	
		THICKNESS	3.0cm	+	0.5cm	fresco	1
		COLOUR	grey		reddish	red	
		COMPOSITION	quartz dust and slaked lime		brick dust and slaked lime	painted surface with no motifs	
		CONDITION	middle compactness high porosity		middle compactness high porosity	polished	
	PHOTO		ARRICIO	+	INTONACO	PAINTED LAYER	ROOM
GROUP 3		THICKNESS	1.6cm	+	0.4cm	fresco	I
		COLOUR	reddish		reddish	red	
		COMPOSITION	brick dust, brick coarse (max 1cm) and slaked lime		brick dust and slaked lime	painted surface with no motifs	
		CONDITION	low compactness high porosity		middle compactness high porosity	polished	
		THICKNESS	3cm	+	0.2-0.3cm	fresco	I
		COLOUR	white		pinkish	red to orange	
		COMPOSITION	brick coarse and slaked lime		brick dust, brick coarse and slaked lime	painted surface with no motifs (colour of intonaco?)	
		CONDITION	middle compactness middle porosity		middle compactness middle porosity	not polished	

Table 1 Fragments of decorative mortars from the Viminacium thermae divided into groups. Photo-documentation of Institute of Archaeology Belgrade.

PHOTO		ARRICIO	+	INTONACO	PAINTED LAYER	ROOM	
GROUP 2		THICKNESS	1.0cm	+	0.2cm	fresco	1
		COLOUR	red		white	red	
		COMPOSITION	brick dust and slaked lime		sand and slaked lime	not painted surface with linear motifs	
		CONDITION	middle compactness high porosity		middle compactness middle porosity	not polished	
GROUP 2		THICKNESS	0.8 - 1.0cm	+	0.3cm	fresco	7
		COLOUR	pinkish		white	red	
		COMPOSITION	brick dust and slaked lime		quartz dust and slaked lime	not painted surface with linear motifs	
		CONDITION	middle compactness high porosity		middle compactness high porosity	not polished	
GROUP 2		THICKNESS	2.7cm	+	0.3cm	fresco	7
		COLOUR	pinkish - grey		greyish	red	
		COMPOSITION	brick dust, sand and slaked lime		marble dust and slaked lime	spots (mramorization) with linear red motifs	
		CONDITION	low compactness high porosity dry vegetable fibres		middle compactness middle porosity	not polished	
GROUP 4		THICKNESS	0.8-1.0cm		no painted layer	1	
		COLOUR	orange		-		
		COMPOSITION	brick dust, brick coarse and slaked lime		-		
		CONDITION	middle compactness high porosity not polished		-		

Table 2 Fragments of decorative mortars from the Viminacium thermae divided into groups. Photo-documentation of Institute of Archaeology Belgrade.

CIP - Katalogizacija u publikaciji
Narodna biblioteka Srbije, Beograd

902/904

ARHEOLOGIJA i prirodne nauke =
Archaeology and Science / glavni i odgovorni
urednik Miomir Korać. - 2014, No. 10-
Beograd : Centar za nove tehnologije :
Arheološki institut, 2015- (Beograd :
DigitalArt). - 28 cm

ISSN 1452-7448 = Arheologija i prirodne
nauke
COBISS.SR-ID 136747788

